

## SPRING ☺

1. Let's sing a song – wysłuchaj piosenki, powtórz ruchy taneczne po dzieciach, spróbuj zaśpiewać.

<https://www.youtube.com/watch?v=hlzvrEfyL2Y>

2. Słownictwo – WIOSNA – SPRING – poproś rodzica o przeczytanie słówek, powtarzaj po rodzicu ☺

# Spring SCAVENGER HUNT

 flower	 frog	 fly
 bee	 snail	 butterfly
 bird	 sunglasses	 tree

3. Spring puzzle – wytnij puzzle i przyklej je w odpowiedniej kolejności.


Name: \_\_\_\_\_

preKautism.com

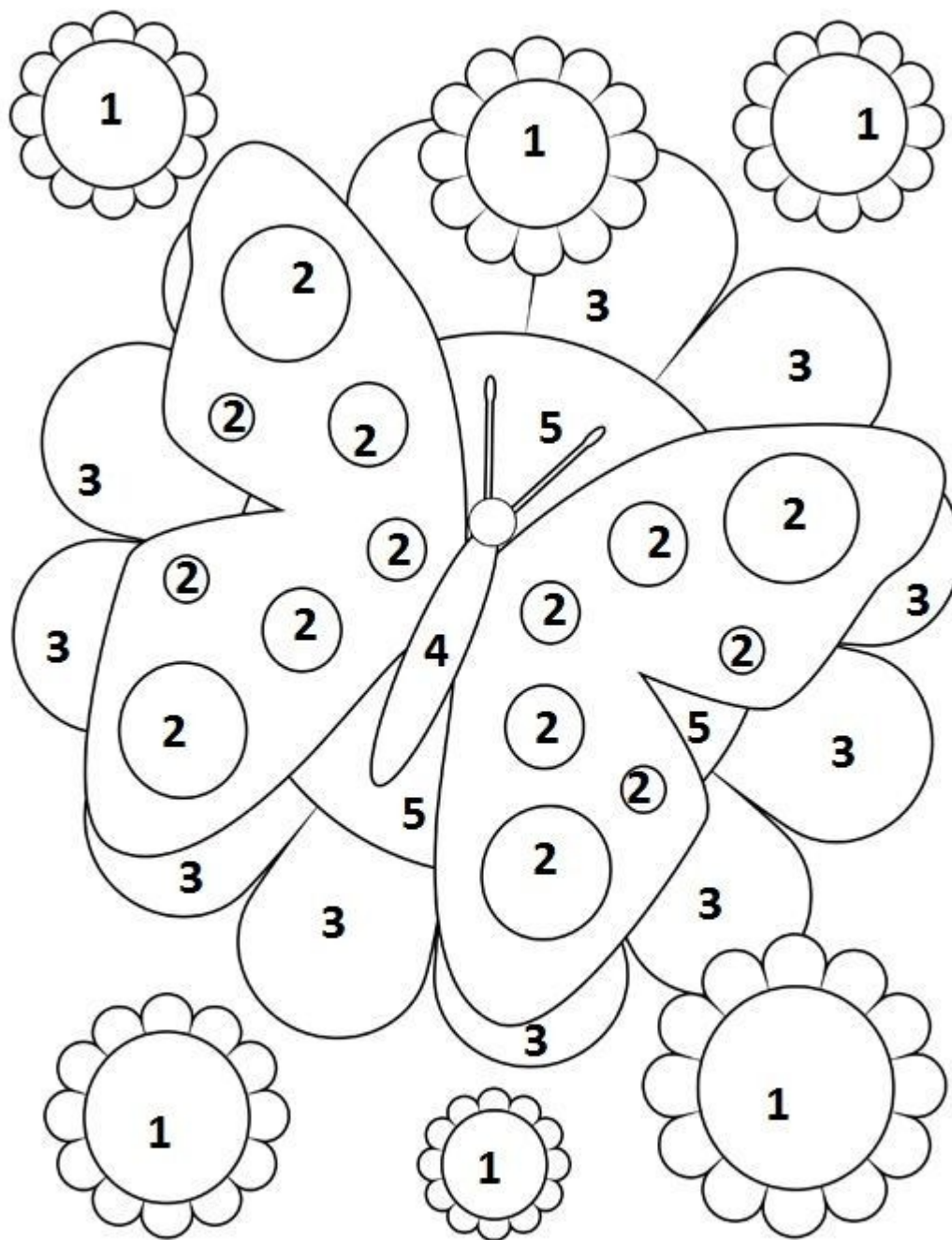
--	--	--	--	--


<b>5</b>	<b>1</b>	<b>2</b>	<b>4</b>	<b>3</b>
----------	----------	----------	----------	----------



4.Kodowanie – pokoloruj według kodu – powtórz kolory po angielsku ☺




1-yellow 2-red 3-green 4-gray 5-blue





**1-yellow    2-blue    3-pink    4-green**  
**5-orange    6-red    7-purple**

5. Let's count – policz i zaznacz odpowiednią cyfrę.

		
2	5	4

		
9	8	6


		
1	7	10

		
4	3	8

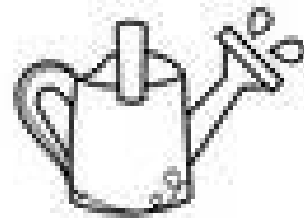
Name \_\_\_\_\_

# COUNTING GARDENING ITEMS


Directions: Count the gardening items. Circle the correct number.



2      1      4




3      5      1



2      4      3



1      3      5



3      1      2



4      2      3

6. Match – dopasuj obrazki w pary ☺

Name \_\_\_\_\_

## Spring Picture Matching

Draw a line from each spring picture on the left side of the page to the matching spring picture on the right.



7. Popraw linie po śladzie ☺

Name \_\_\_\_\_

# SPRING TRACING

Directions: Trace the lines to help each of the animals find what they're looking for.

Copyright © GoodandBeautiful.com